



SubScribe v2

Keyboard Shortcuts and Modifier Functions

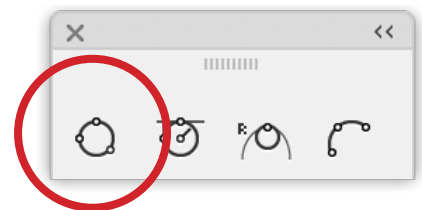
Most tools

Escape: Cancels the current operation

Circle by Points Tool

Option/Alt: [When drawing two-point circle]
Constrains radius to rounded values

Shift: Constrains drawing line to 45-degree increments around the constrain angle

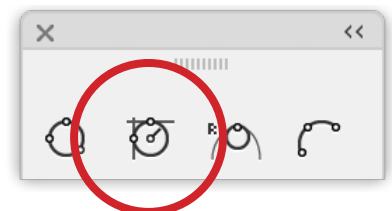


Tangent Circle Tool

Option/Alt: Toggles 'Add Points to Existing Paths' preference

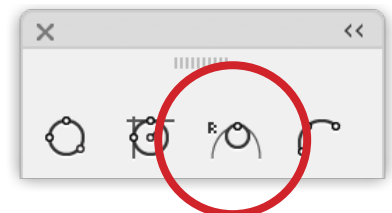
Shift: Changes mode from 'Anchored Circle' to 'Find Circle at Default Radius'

Command/Ctrl: [When dragging desired radius line] Enables Slow-Drag



Curvature Circle Tool

Shift: Flips the circle to the opposite side of the path

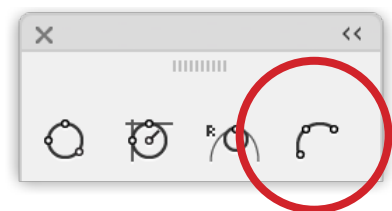


Arc by Points Tool

['' and '']: Switches tool mode between 'By Three Points' and 'By Start-End-Direction'

Option/Alt: [In 'Start-End-Direction' mode]
Moves direction line to opposite point

Shift: [In 'Start-End-Direction' mode] Constrains direction line to 45-degree increments around the constrain angle





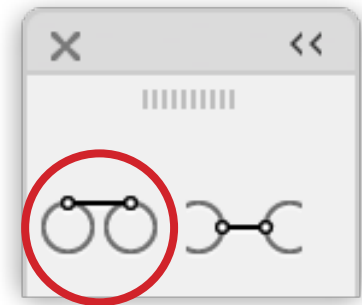
Tangent Line Tool

Option/Alt: Toggles 'Add Points to Existing Paths' preference

Shift: [When drawing line tangent from path] Constrains length to rounded values

'[and ']': (or decrease / increase brush size key): Toggles Ignore Start Path

Command/Ctrl: [When dragging line tangent from path] Overrides switching to 'line tangent to two beziers' mode when over another bezier



Perpendicular Line Tool

Option/Alt: Toggles 'Add Points to Existing Paths' preference

Shift: [When drawing line perpendicular from path] Constrains length to rounded values

Command/Ctrl: [When dragging line perpendicular from path] Overrides switching to 'line perpendicular to two beziers' mode when over another bezier

'A': [When dragging line perpendicular from path] Steps through multi-line modes (first press, segment; second press, path; third press, anchors; fourth press, off)

'G': [When drawing multi-lines] Toggles Grouping Mode

'O': [When drawing multi-lines in segment mode] Toggles Overlap Mode

Up Arrow/Down Arrow: [When drawing multi-lines] Adjusts the number of multi-lines

'R': Steps through Randomization modes

'Left/Right Arrow': Adjusts variation when in Random Mode



'C': [When drawing multi-lines] Toggles between Offset and Centring the lines

'R': [When in multiline mode cycles through...] first press, Length; second press, Position; third press, Length + Position; fourth press Off

Left and Right arrow keys: Allows user to define randomisation level

'S': shuffle the random values

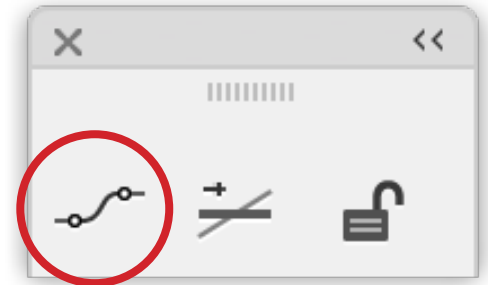
'[and '] (or decrease / increase brush size key): Toggles Ignore Start Path





Connect Tool

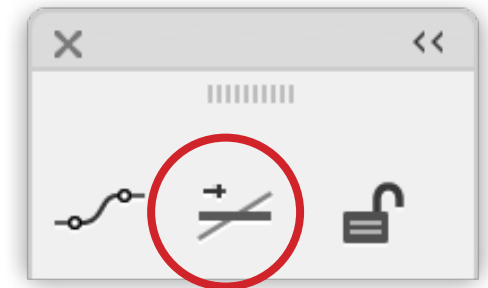
Option/Alt: Makes paths connect perpendicularly rather than tangently



Straighten Tool

Option/Alt: Straightens path segment in the opposite direction

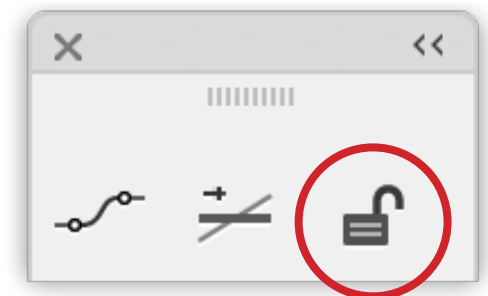
Shift: Retains handles (if any) on straightened path segment



Lock Unlock Tool

Option/Alt: [When unlocking] Unlocks targeted object's children (if any) in addition to the object

Option/Alt: [When locking] Locks targeted object's parents (if any) in addition to the object

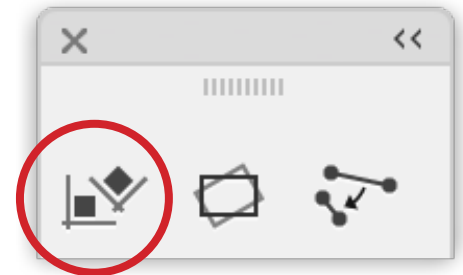




Orient Tool

Shift: Constrains orient line to 45-degree increments around the constrain angle

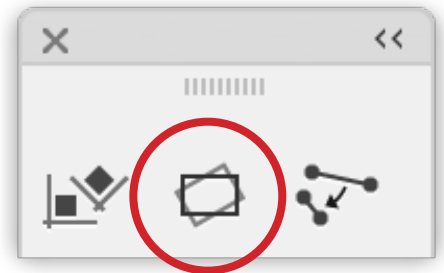
Option/Alt: [When dragging orient line] Duplicates oriented objects



Quick Orient Tool

Option/Alt: Orients based on the endpoints of the underlying path segment rather than the bounding box

Space: [When mouse button down] Re-oriens the art by 45 degrees clockwise with each press



Orient Transform Tool

Shift: Constrains orient lines to 45-degree increments around the constrain angle

Option/Alt: [When drawing second orient line] Duplicates oriented objects

